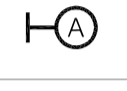
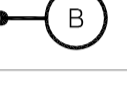



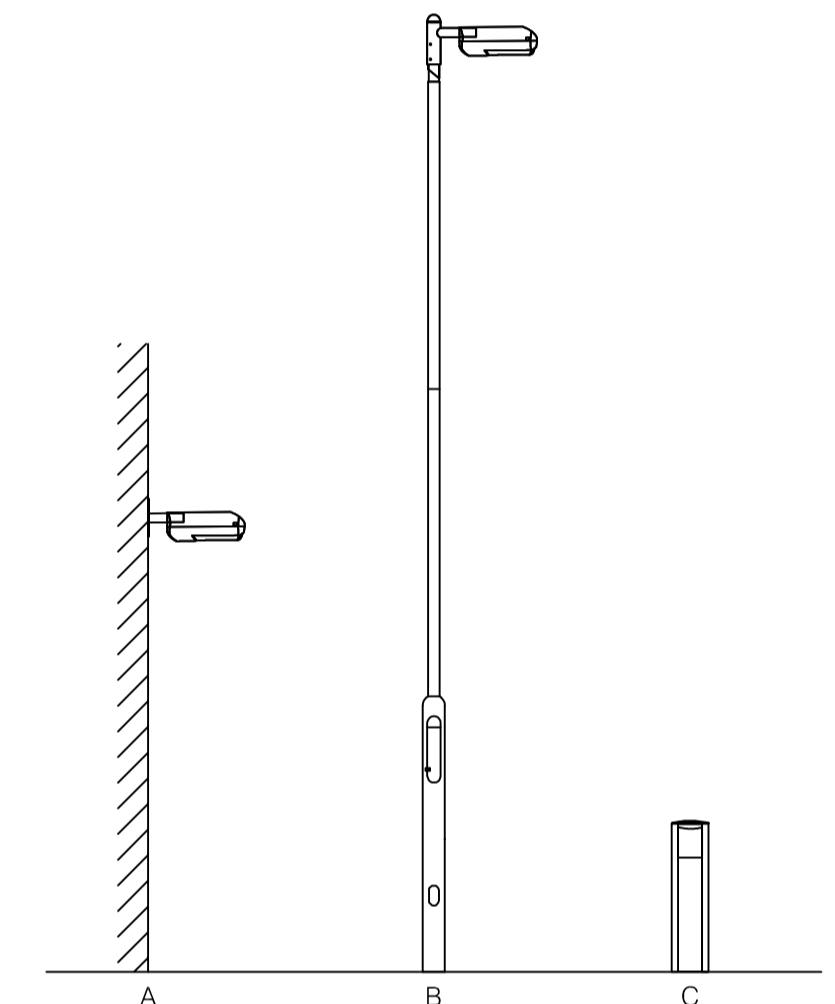
NO DIMENSIONS TO BE SCALED FROM THIS DRAWING

This drawing is issued for the sole and exclusive use of the named recipient. Distribution to any third party is on the strict understanding that no liability is accepted by Pick Everard for any discrepancies, errors or omissions that may be present, and no guarantee is offered as to the accuracy of information shown.

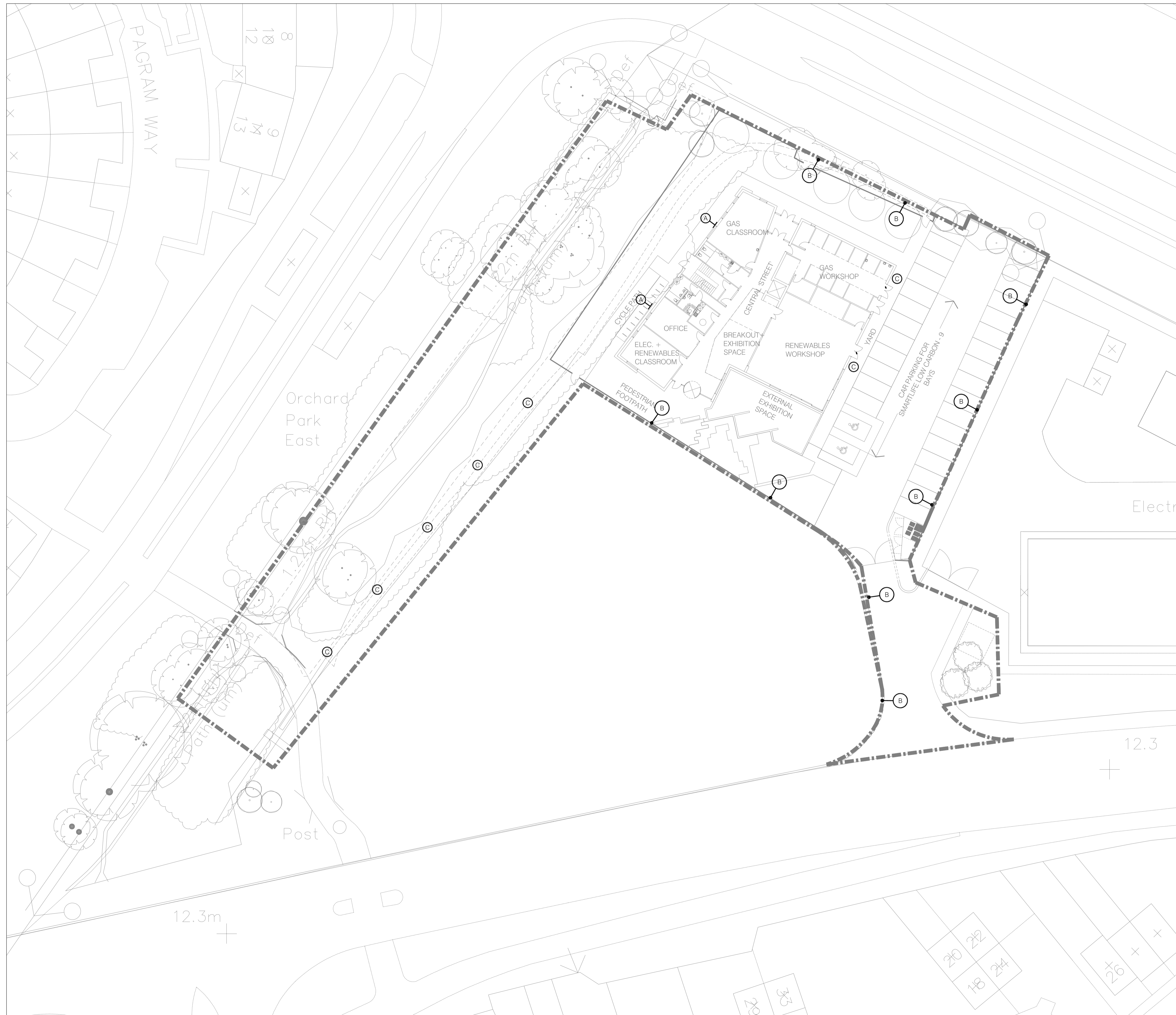
Notes

1. This drawing shall be read in conjunction with the specification and all other relevant drawings and documentation.
2. Positions of equipment are indicative only. Exact position shall be determined on site by the Contractor.
3. Ensure electrical services are fully co-ordinated with the mechanical services installation.

Lighting	
Symbol	Description
	Wall mounted luminaire with fully contolled light distribution offering minimal upward light pollution. 1 x 100W metal halide lamp.
	Singled headed street lighting luminaire, with fully contolled light distribution offering minimal upward light pollution, mounted on a 6 metre lighting column. 1 x 100W metal halide lamp.
	1 metre high lighting bollard with fully contolled light distribution offering minimal upward light pollution. 1 x 42W compact fluorescent lamp.



Typical Elevations



A	Planning Issue	02.06.10	ST	CS
Revisions		Date	Drawn	Chk'd

Client  
**Cambridge Regional College**

Architects  
 Consulting Engineers  
 Project Managers  
 Surveyors

**PICK EVERARD**  
 Halford House  
 Charles Street  
 Leicester  
 LE1 1HA  
 Phone 0116 223 4400  
 Fax 0116 223 4411/2233  
 consultants@pickeverard.co.uk  
 www.pickeverard.co.uk

Project  
**Smartlife Low Carbon**

Drawing Title Proposed External Lighting Layout	Status <b>PLANNING</b> Scale - unless otherwise stated 1:250 of A1 Drawing Number <b>100039/E/001</b>	Rev <b>A</b>
--	--	-----------------